


SlimLamp Seamless LED

Seamless LED




LED SlimLamp Seamless

SlimLamp Seamless LED's innovative design is the solution for eliminating dark spots in cove lighting. This unique and efficient fixture removes socket shadowing by placing the lamps closer together to provide seamless illumination.



Dimming



Product Features

- Rigid aluminum extruded body permits effective heat emission
- Dark spot free at the linking point
- Eco friendly product, No emission of Mercury and CO2
- AC power driver built in (SMPS is not needed)
- Compatible with accessories for fluorescent SlimLine series by PWM controller

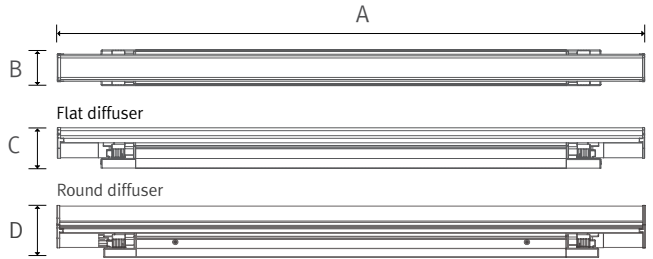
Notice

- Max. connection(Dimming) : 10pcs (Dimming signal booster available for a longer length)
- Max connection(Non-Dimming) : 600W 10W(60 pcs), 15W(40 pcs), 20W(30pcs)

Specification

- Frequency range : 50/60Hz
- Voltage : AC 100~240V
- Operating temperature : 32~113F(0~45°C)
- Lamp life : 40,000hr/70%
- Energy efficiency : 75 lm/W
- Available color : 2700K, 3000K, 3500K, 4000K, 6500K
- Color rendering : Ra > 80
- Degree of protection IP20

Dimension



Model Name	Lamp Power (W)	A (inch)	B (inch)	C (inch)	D (inch)
LDSL110-UNV	10	22.93"	1.29"	1.47"	1.97"
LDSL115-UNV	15	34.74"	1.29"	1.47"	1.97"
LDSL120-UNV	20	46.55"	1.29"	1.47"	1.97"

* Led tube(picture ①) should be ordered separately.

Accessories

- ① Connecting cables
- | | | | | |
|--------------|--------------|--------------|---------------|---------------|
| SLLPTC/XL | SLLPTC1/XL | SLLPTC2/XL | SLLPTC4/XL | SLLPTC6/XL |
| 150mm(6inch) | 300mm(1feet) | 600mm(2feet) | 1200mm(4feet) | 1800mm(6feet) |
- ② Direct connector : SLLCPL/XL
- ③ Connecting cable between fitting and dimming controller
- | | | | | |
|---------------|----------------|----------------|----------------|----------------|
| DSL SLLPTC/XL | DSL SLLPTC1/XL | DSL SLLPTC2/XL | DSL SLLPTC4/XL | DSL SLLPTC6/XL |
| 150mm(6inch) | 300mm(1feet) | 600mm(2feet) | 1200mm(4feet) | 1800mm(6feet) |
- ④ Metal Hard wire box w/knockouts : MHWB-DSL
- ⑤ End cap : SLL-OUTLET CAP
- ⑥ LED tube
- | | | |
|--------------------|--------------------|--------------------|
| LFBL10 [Color]K-RM | LFBL15 [Color]K-RM | LFBL20 [Color]K-RM |
| 10W 4000K TUBE | 15W 4000K TUBE | 20W 4000K TUBE |
- ⑦ Metal Bracket : MSLL BRACKET
- ⑧ Dimming Controller (PWM)
- ⑨ Interface (0-10V, 1-10V, Phase to PWM)

