

SlimLamp LED

LED for Shops



LED SlimLamp

An evolutionary alternative to our world renowned T5 fluorescent fixture, Feelux introduces the SlimLamp LED. Utilizing the same body and quick connectors of its predecessor, the SlimLamp LED stays true to its heritage. Current customers simply replace their existing Fluorescent SlimLamp with the new LED version, making it easy to use in existing environments, displays, and cabinets. New customers benefit from over ten years of quality and performance that made the SlimLamp and continue on in the SlimLamp LED.



Product Features

- AC power driver buit in (SMPS is not needed)
- Ivory white Diffuser
- Isolation circuit applied
- Compatible with accessories for fluorescent SlimLamp


Notice

- Max. connection : 400W
5W(80pcs), 10W(40pcs), 15W(26pcs), 20W(20pcs)

Specification

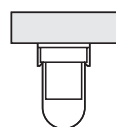
- Frequency range : 50/60Hz
- Voltage : AC 100~130V
- Operating temperature : 32~113F(0~45°C)
- Lamp life : 40,000hr/70%
- Energy efficiency : 75 lm/W
- Available color : 2700K, 3000K, 3500K, 4000K, 6000K
- Color rendering $R_a > 80$
- Degree of protection IP20

Dimension

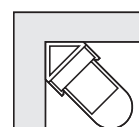


Model Name	Lamp Power (W)	A (inch)	B (inch)	C (inch)
LSL5 40K-120V-RM	5	11.61"	0.89"	1.48"
LSL10 40K-120V-RM	10	23.43"	0.89"	1.48"
LSL15 40K-120V-RM	15	35.24"	0.89"	1.48"
LSL20 40K-120V-RM	20	47.05"	0.89"	1.48"

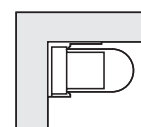
Installation



Standard Mounting



Corner Mounting



Angular Configuration

Accessories

① Connecting cables

DLPTC/XL	DLPTC1/XL	DLPTC2/XL	DLPTC 4/XL	DLPTC6/XL
150mm(6inch)	300mm(1feet)	600mm(2feet)	1200mm(4feet)	1800mm(6feet)

② Direct connector

DLCP/LXL

Power cord

General type : ③ DLPC120/XL | Vertical type : ④ DLPC120/SM2/XL (straight type)

⑤ Mounting bracket

SL-BRACKET (180°), SL-BRACKET1 (45°), SL-BRACKET2 (90°)

⑥ On/off switch

DLSB/XL

⑦ Hard wire box : MHWB-DL

