

DATE PROJECT LOCATION TYPE

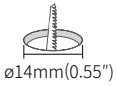


## PRODUCT FEATURES

- Micro light source for Millwork, Showcase, Museum & Furniture
- Super slim design
- Constant voltage DC 24V driver
- Available in black (Special order option: gold, silver)
- Various beam angles (18°, 32°, 46°)
- Dimmable

## PRODUCT SPECIFICATIONS

Lamp Power	1.2W
Power Input	DC 24V
Color Rendering Index	Ra>90
Available CCTs	2700K, 3000K, 3500K, 4000K
Energy efficiency	LED 100 lm/W, Luminaire 65lm/W
Operating Temperature Ranges	0-45°C (32-113°F)
Dimming with Feelux interface	PWM/0-10V/DALI/DMX512/WIRELESS
Finish	Black (Special option: gold, silver)
Material	Aluminum
Beam Angle	18°, 32°, 46°
Lamp life	50,000hr / 70%
Warranty	3 year

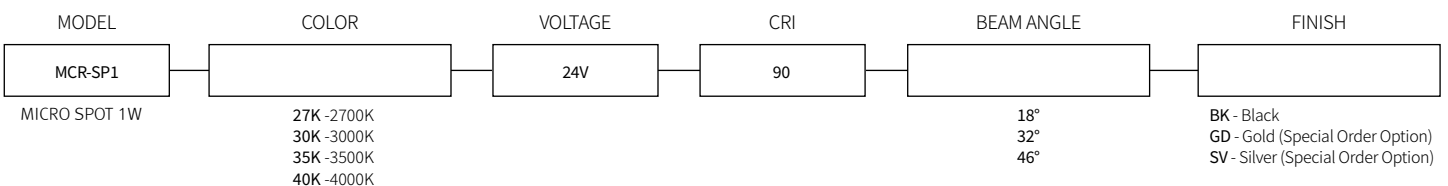


## SPECIFICATION

\*Based on 3000K

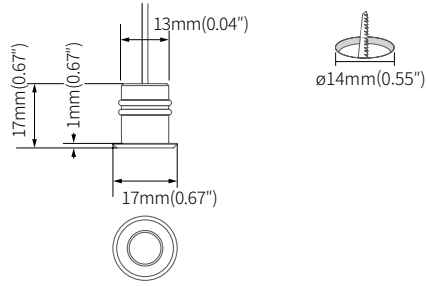
Model Number	Power Input	Lamp Power	Luminous Flux	Lumen/W	Color Rendering Index	Color Temperature	Beam Angle	Finish
MCR-SP1 (color)K-24V-32-BK	DC 24V	1.2W	79 lm	65 lm/W	CRI > 90	2700K / 3000K / 3500K / 4000K	18°, 32°, 46°	BK (Special Order Option-GD,SV)

## SPECIFICATION GUIDE

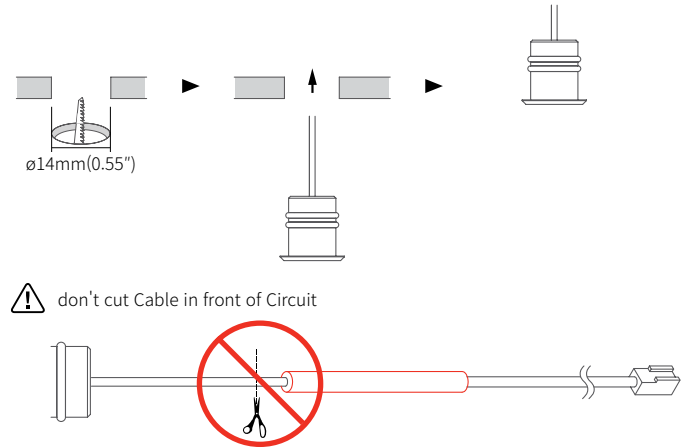


## DIMENSIONS

### Micro Spot

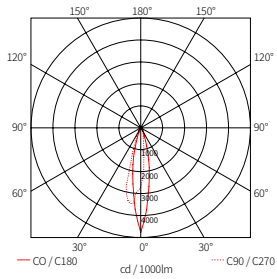


## INSTALLATION

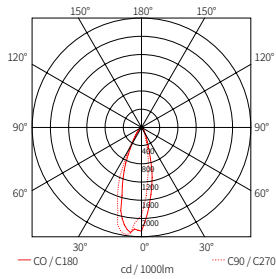


## BEAM SPREADS

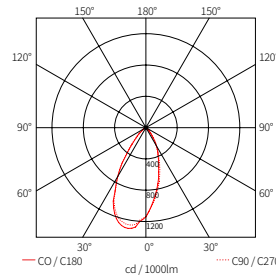
MCR-SP1 30K-24V-18-BK



MCR-SP1 30K-24V-32-BK



MCR-SP1 30K-24V-46-BK



## COMPONENTS



### FLX Micro SPOT

- \_\_MCR-SP1-XXK-24V-18-BK\*
- \_\_MCR-SP1-XXK-24V-32-BK\*
- \_\_MCR-SP1-XXK-24V-46-BK\*
- Other finishes available as special order



### Dimming Interface (0-10V)

- \_\_FDC-L10
- Max. 100W (100W/CH, 1CH) 0-10V Signal



### Dimming Interface (DMX512)

- \_\_FDA-L2MO
- (0-10V/1-10V, DMX512)
- Max. 200W (100W/CH, 2CH)
- \_\_FDA-L5M (DMX512)
- Max. 200W (50W/CH, 5CH)



### Dimming Interface (DALI)

- \_\_FDD-L1DA
- Max. 200W (100W/CH, 1CH)



### Dimming Interface (Zigbee)

- \_\_FDD-L2Z



### Wireless Control (Zigbee Switch)

- \_\_FSM-Z1



### 12 Port Hub

- \_\_D12P-HUB
- Included with Cord and Plug drivers.
- Order separately for Hard Wire or 3rd Party Drivers



### LED Drivers

- \_\_FLC30-24V/T
- \_\_FLC75-24V/T
- With distributor and power cord
- 1800mm (6')



### Occupancy sensor

- \_\_FLS-P24V



### Door and motion sensor

- \_\_FLS-M24V