

**FLX Stix DDP Pro**

LED for Display, Cabinet, Furniture &amp; Cove

## Dynamic LED



- Super slim linear LED with spot free high output
- Quick connection system
- Perfected with color consistency
- No dark spot at the linkage point for continuous seamless effect
- Various mounting methods including magnetic
- Dimmable with available accessories






**FLX Stix DDPPro**  
High Output Dynamic LED




DDP3 / FLX Stix DDPPro 3W Length (145mm)



DDP6 / FLX Stix DDPPro 6W Length (285mm)



DDP12 / FLX Stix DDPPro 12W Length (564mm)




DDP18 / FLX Stix DDPPro 18W Length (843mm)

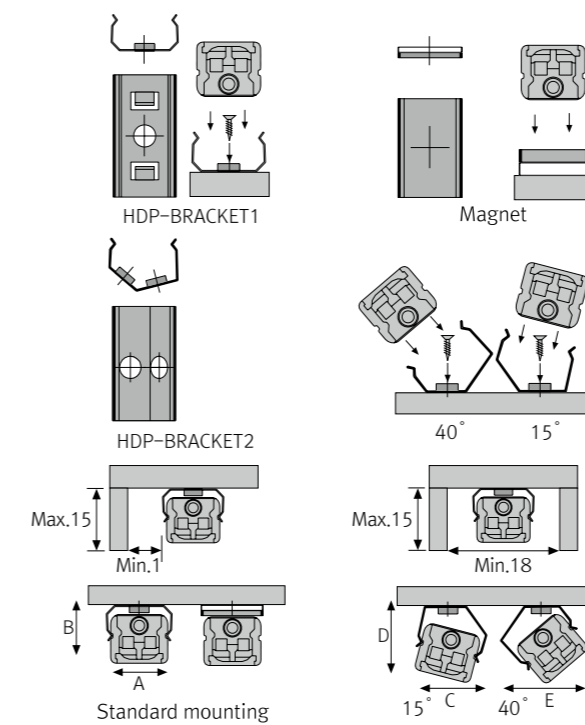


DDP24 / FLX Stix DDPPro 24W Length (1,122mm)

**Various options**



**Installation**



**Max. connection**

- 75W in one row (single power feed)
- LED Driver

LED Driver Model Name	Max. units for LED Driver		
	24V/30W	24V/75W	24V/200W
DDP3 SC-24V-C90	10	25	71
DDP6 SC-24V-C90	5	12	34
DDP12 SC-24V-C90	2	6	17
DDP18 SC-24V-C90	1	4	11
DDP24 SC-24V-C90	1	4	8

- W/ Bracket

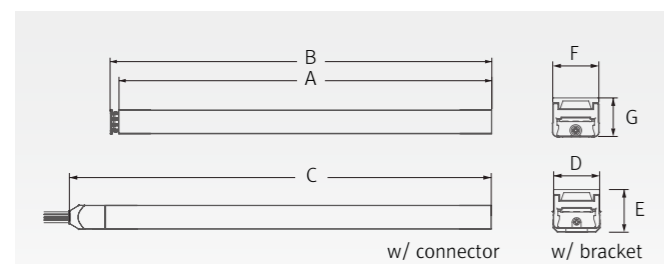
	A(mm)	B(mm)	C(mm)	D(mm)	E(mm)	F(mm)
Flat type	16	14	18.3	18	21	19.6

### Specification

Model Name	Power Input	Lamp Power	Lumens	Efficiency	Color Rendering	Available Color	Operating Temperature
DDP3 SC-24V-C90	DC 24V	2.9 W	182 lm	63 lm/W	Ra > 90	2,200K - 4,000K	0 ~ 45°C
DDP6 SC-24V-C90	DC 24V	5.7 W	366 lm	64 lm/W	Ra > 90	2,200K - 4,000K	0 ~ 45°C
DDP12 SC-24V-C90	DC 24V	11.5 W	753 lm	65 lm/W	Ra > 90	2,200K - 4,000K	0 ~ 45°C
DDP18 SC-24V-C90	DC 24V	17.5 W	1,150 lm	67 lm/W	Ra > 90	2,200K - 4,000K	0 ~ 45°C
DDP24 SC-24V-C90	DC 24V	22.8 W	1,505 lm	66 lm/W	Ra > 90	2,200K - 4,000K	0 ~ 45°C

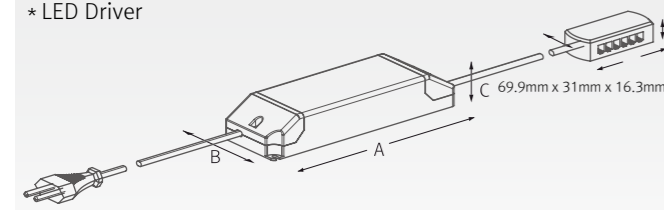
### Dimension

Model Name	Power Input (V)	Lamp Power (W)	A (mm)	B (mm)	C (mm)	D (mm)	E (mm)	F (mm)	G (mm)
DDP3SC-24V-C90	DC 24	2.9	140	145	163	16	138	15	12.6
DDP6SC-24V-C90	DC 24	5.7	280	285	303	16	138	15	12.6
DDP12SC-24V-C90	DC 24	11.5	559	564	582	16	138	15	12.6
DDP18SC-24V-C90	DC 24	17.5	838	843	861	16	138	15	12.6
DDP24SC-24V-C90	DC 24	22.8	1,117	1,122	1,141	16	138	15	12.6

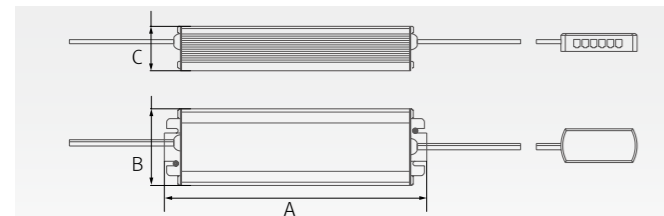


Model Name	A (mm)	B (mm)	C (mm)
FLC30-24V/T	150	41	31
FLC75-24V-P/T	180	60	32

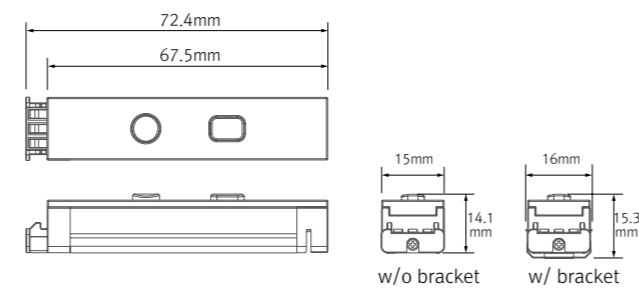
#### \* LED Driver



Model Name	A (mm)	B (mm)	C (mm)
FLC200-24V/T	228	68	39



#### \* Inline dimmer



### Accessories

#### Ⓐ Connecting cables (between FLX Stix HDPPro & FLX Stix HDPPro)

HDPPTC	HDPPTC1	HDPPTC2	HDPPTC4	HDPPTC6
150mm(6inch)	300mm(1feet)	600mm(2feet)	1,200mm(4feet)	1,800mm(6feet)

\* Available Color : Black, Gray



#### Ⓑ Power cable : HDPPC (2,500mm)

Power cable (Between FLX Stix HDP/DDP & 12-way distributor)

\* Available Color : Black, Gray



#### Ⓒ Mounting bracket : HDP-BRACKET1

HDP-BRACKET1(A) : 1set = 2pcs

HDP-BRACKET1(B) : 1set = 3pcs



#### Ⓓ Angle bracket (15° & 40°) : HDP-BRACKET2

HDP-BRACKET2(A) : 1set = 2pcs

HDP-BRACKET2(B) : 1set = 3pcs



#### Ⓔ Sidefeed for seamless extension (3W) : DDP3 SC-24V-C90-S



#### Ⓕ End cap : HDP-CAP



#### Ⓖ LED Driver with 12way distributor, with power cord (1,800mm)

Part No	FLC30-24V/T	FLC75-24V-P/T
Capacity	30W 24V	75W 24V



#### Ⓗ LED Driver : FLC200-24V/T (200W, DC24V)

LED Driver With 12way distributor



#### Ⓘ Dimming Interface (0-10/1-10, DMX512)

FDA-L2M0 : Max. 200W (100W/CH, 2CH)

FDA-L5M : Max. 200W (50W/CH, 5CH)



#### Ⓛ Dimming Interface (Dali) : FDD-L1DA

Max. 200W (100W/CH, 1CH)



#### Ⓚ Control Interface : FDD-L20

Max. 200W (100W/CH, 2CH)



#### Ⓛ Inline dimmer : DDPDIM

Max 75W in a row

