

SlimLamp Slide

LED for Display, Cabinet, Furniture & Cove

Stable, Secure and Smart Locking System



- Easy slide connecting system
- Slim design with seamless lighting
- Dimmable
- Round diffuser (Square also available)
- Slide-Up Replacing System



Round diffuser
Standard



Square diffuser
Optional






Specification

Model Name	Voltage Input	Lamp Power	Power Factor	Lumens	Energy Efficiency	Color Rendering	Available Color	Operating temperature	Dimming
SSL5 40K-UNV-C90	AC100~240V	5.2 W	PF > 0.9	488 lm	95 lm/W	Ra > 90	2,700K/3,000K/3,500K/4,000K/5,700K	0~45°C	Non dimming
SSL10 40K-UNV-C90	AC100~240V	9.7 W	PF > 0.9	982 lm	101 lm/W	Ra > 90	2,700K/3,000K/3,500K/4,000K/5,700K	0~45°C	Non dimming
SSL15 40K-UNV-C90	AC100~240V	14.9 W	PF > 0.9	1,528 lm	102 lm/W	Ra > 90	2,700K/3,000K/3,500K/4,000K/5,700K	0~45°C	Non dimming
SSL20 40K-UNV-C90	AC100~240V	19.9 W	PF > 0.9	2,056 lm	103 lm/W	Ra > 90	2,700K/3,000K/3,500K/4,000K/5,700K	0~45°C	Non dimming
DSSL10 40K-UNV-C90	AC100~240V	10.6 W	PF > 0.9	954 lm	89 lm/W	Ra > 90	2,700K/3,000K/3,500K/4,000K/5,700K	0~45°C	Dimming
DSSL15 40K-UNV-C90	AC100~240V	14.8 W	PF > 0.9	1,387 lm	94 lm/W	Ra > 90	2,700K/3,000K/3,500K/4,000K/5,700K	0~45°C	Dimming
DSSL20 40K-UNV-C90	AC100~240V	20.6 W	PF > 0.9	1,921 lm	93 lm/W	Ra > 90	2,700K/3,000K/3,500K/4,000K/5,700K	0~45°C	Dimming

Dimension

Model Name	Voltage Input (V)	Lamp Power (W)	A (mm)	B (mm)	C (mm)
SSL5 40K-UNV-C90	AC100~240V	5.2	320	32.3	35.2
SSL10 40K-UNV-C90	AC100~240V	9.7	580	32.3	35.2
SSL15 40K-UNV-C90	AC100~240V	14.9	870	32.3	35.2
SSL20 40K-UNV-C90	AC100~240V	19.9	1,160	32.3	35.2
DSSL10 40K-UNV-C90	AC100~240V	10.6	580	32.3	35.2
DSSL15 40K-UNV-C90	AC100~240V	14.8	870	32.3	35.2
DSSL20 40K-UNV-C90	AC100~240V	20.6	1,160	32.3	35.2

* Standard type (Round diffuser)



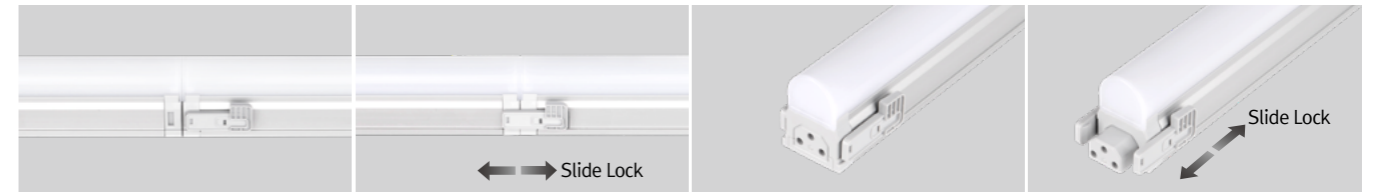
* Optional type (Square diffuser)



Notice

- Max.connection(Dimming) : 20pcs
- Max.connection(Non dimming) : 400W
- 5W(80pcs), 10W(40pcs), 15W(26pcs), 20W(20pcs)

Connection



Accessories


Ⓐ Connecting cable

SSLPTC/T	SSLPTC1/T	SSLPTC2/T	SSLPTC4/T	SSLPTC6/T
150mm(6inch)	300mm(1feet)	600mm(2feet)	1,200mm(4feet)	1,800mm(6feet)




Ⓑ Power cord (1,800mm) (Non dimming)

SSLPC230/T



Ⓒ Open power cord (1,800mm) (Dimming)

DSSLPC230/T



Ⓓ Mounting bracket (Metal Bracket)

SSL-BRACKET1(A) : 1set = 2pcs



Ⓔ Dimming Interface (Phase to PWM translator)

FDA-P1H : 1CH 200W (200W/CH, 1CH)



Ⓕ Dimming Interface (DMX512 to PWM translator)

FDA-P2M : 2CH Max. 400W (200W/CH, 2CH)



Ⓖ Dimming Interface (0-10V/1-10V to PWM translator)

DA02V10SE : Max. 400W (200W/CH, 2CH)

