
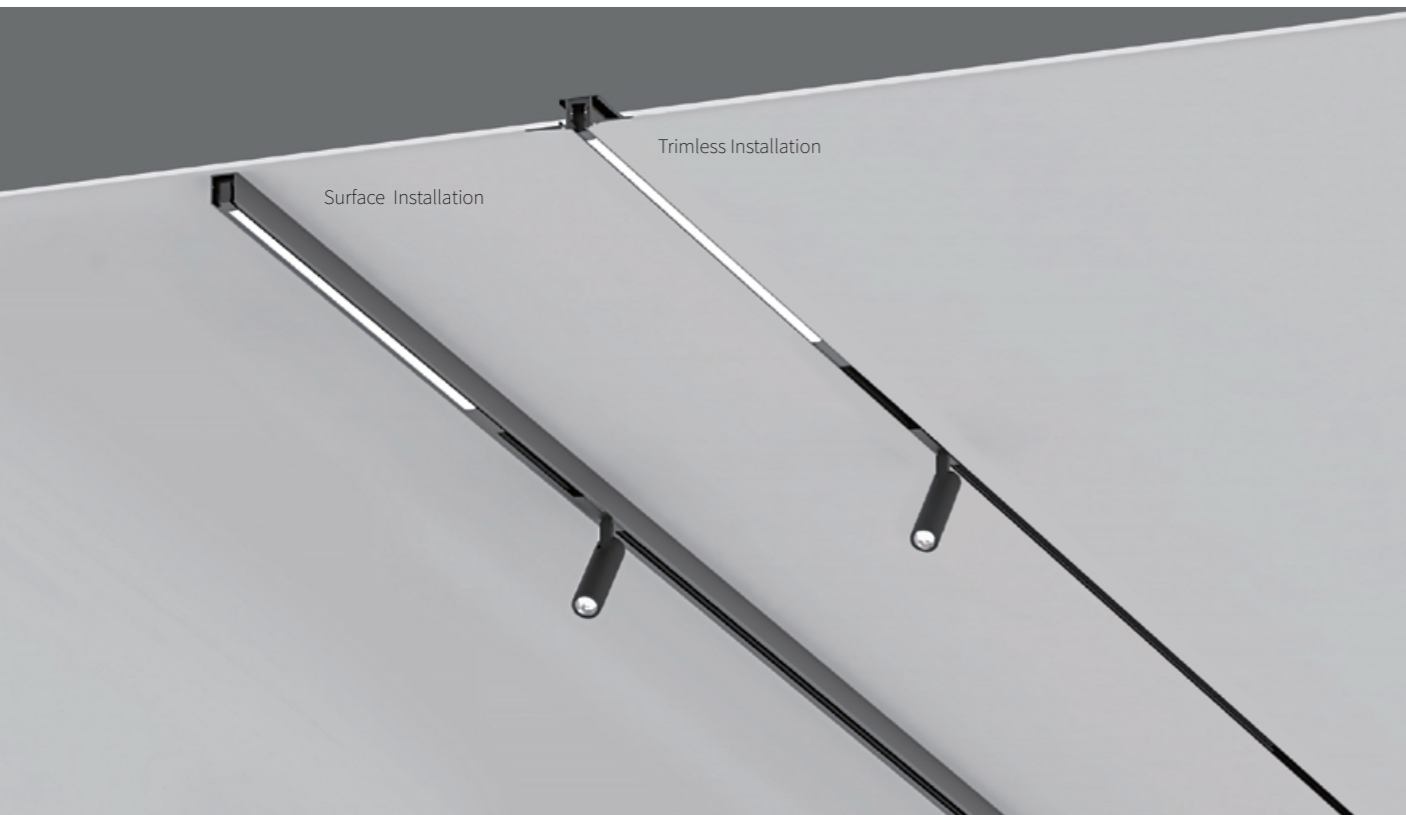

FEELUX

Change your Light, Change your Life!

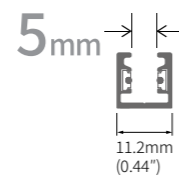


MCT Track System





MCT Track System

Ultra Slim Power Track System



MCT Track System

- Ultra slim Spot, Linear fixtures with power track
- Miniature design
- Rotatable head
- Constant voltage DC 24V driver
- Available in black
- Various beam angles
- Dimmable



Power Connector
_MCTOPC-BK



Flexible Connector
_MCTPTC-BK



MCT-SS01

Input	DC 24V	Watt	1W
CRI	Ra>90	Beam angle	18°/32°/46°
Lumen	65 lm/W	Colors	2,700/3,000/3,500/4,000K



MCT-SS03

Input	DC 24V	Watt	3W
CRI	Ra>90	Beam angle	20°/30°/36°
Lumen	55 lm/W	Colors	2,700/3,000/3,500/4,000K



MCT-SS05

Input	DC 24V	Watt	5W
CRI	Ra>90	Beam angle	25°/40°/50°
Lumen	81 lm/W	Colors	2,700/3,000/3,500/4,000K



MCT-LS20

Input	DC 24V	Watt	10W	Length	195mm
CRI	Ra>90	Beam angle	30°		
Lumen	45 lm/W	Colors	2,700/3,000/3,500/4,000K		



MCT-LS30

Input	DC 24V	Watt	15W	Length	291mm
CRI	Ra>90	Beam angle	30°		
Lumen	45 lm/W	Colors	2,700/3,000/3,500/4,000K		



MCT-LN30

Input	DC 24V	Watt	4W	Length	361mm
CRI	Ra>90	Beam angle	118°		
Lumen	33 lm/W	Colors	2,700/3,000/3,500/4,000K		



MCT-LN60

Input	DC 24V	Watt	7W	Length	674mm
CRI	Ra>90	Beam angle	118°		
Lumen	33 lm/W	Colors	2,700/3,000/3,500/4,000K		



MCT-LN90

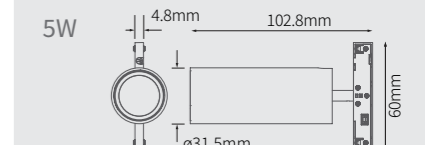
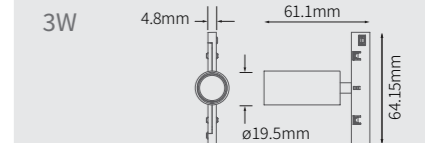
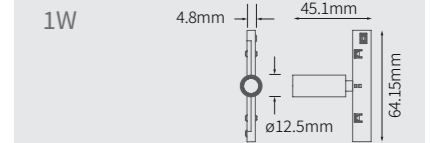
Input	DC 24V	Watt	10W	Length	986mm
CRI	Ra>90	Beam angle	118°		
Lumen	33 lm/W	Colors	2,700/3,000/3,500/4,000K		



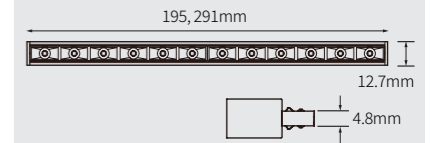
MCT-LN120

Input	DC 24V	Watt	12W	Length	1299mm
CRI	Ra>90	Beam angle	118°		
Lumen	33 lm/W	Colors	2,700/3,000/3,500/4,000K		

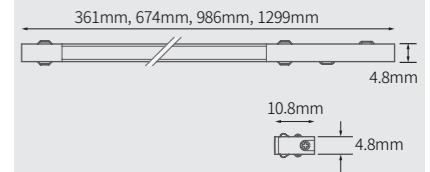
MCT-SS (Spot)



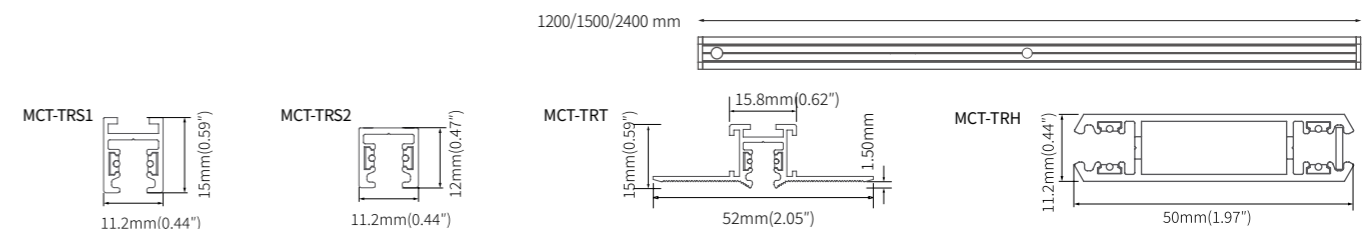
MCT-LS (Linear Spot)



MCT-LN (Linear Narrow)



MCT Track





Edgeline



Super Slim, Tilt-Adjustable Linear Light



Edgeline (EGL)

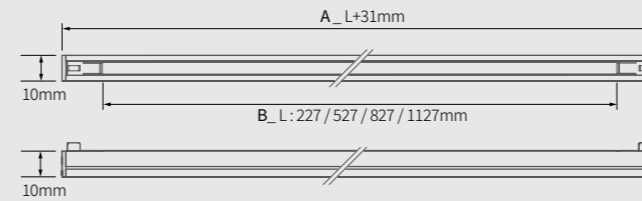
- Light module tiltable $\pm 30^\circ$ (left/right)
- Super slim design(8mm), light source (4mm)
- Various length available
- Ideal for Furniture, showcase, Museum
- Surface, Recessed type available
- Lens, Diffused type available
- Dimmable

Input	DC 24V	Watt	4/ 7/ 11/14W
CRI	Ra>90	Lumen	70 lm/W
Beam angle	110°(Diffused type) 40°(Lens type)		

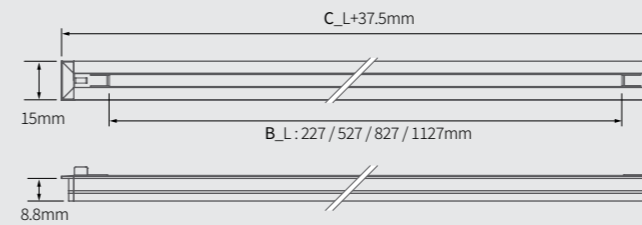


SPECIFICATION

EGL_Surface

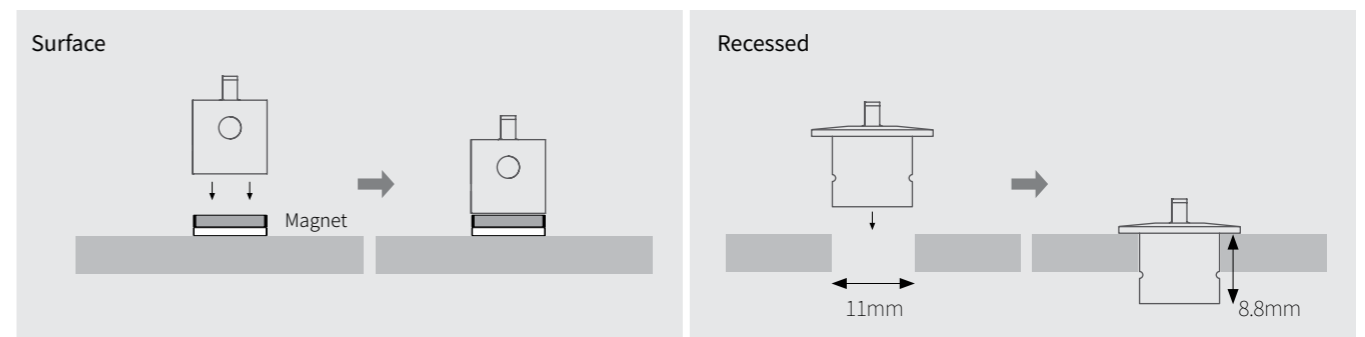



EGL-R_Recessed



Model number	Voltage Input (V)	Power Input (W)	Luminous Flux (lm)	Luminous Efficacy(lm/W)	Color Rendering	A(mm)	B(mm)	C(mm)
EGL4-(Color)K-24V-C90	DC 24V	3.37 W	234 lm	69.57 lm/W	Ra>90	258 mm	227 mm	264.5 mm
EGL7-(Color)K-24V-C90		6.98 W	479 lm			558 mm	527 mm	564.5 mm
EGL11-(Color)K-24V-C90		10.7 W	744 lm			858 mm	827 mm	864.5 mm
EGL14-(Color)K-24V-C90		13.75 W	956 lm			1158 mm	1127 mm	1164.5 mm

INSTALLATION

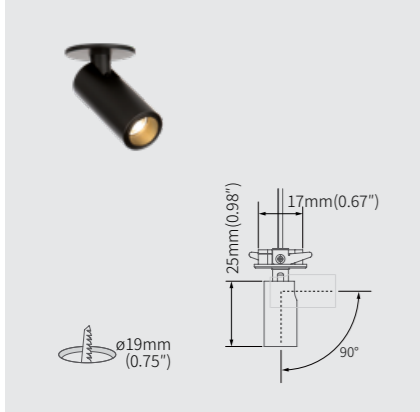




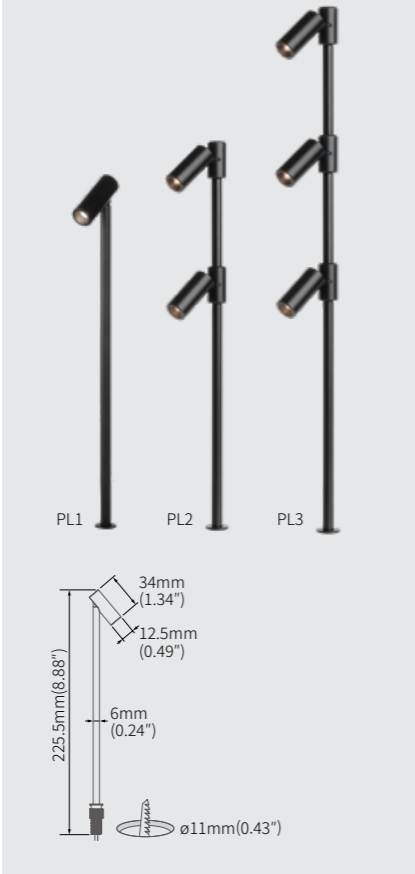
FLX Micro Series

Micro showcase & Furniture lighting

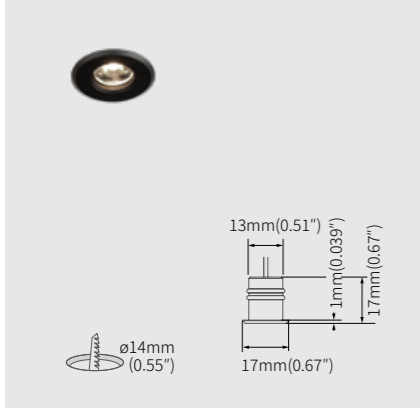
Micro Point (MCR PT)



Micro Pole (MCR PL)



Micro Spot (MCR SP)



FLX Micro Series (MCR)

- Miniature lighting for furniture, showcase, museum
- Super slim design
- Adjustable pole length, Rotatable head
- Constant voltage DC 24V driver
- Available in black and white
- (Special order option: gold, silver)
- Various beam angles (18°, 32°, 46°)
- Dimmable

MCR PL1,2,3

Watt	1W, 2W, 3W	CRI	Ra>90
Lumen	65 lm/W	Beam angle	18°/32°/46°
Colors	2,700/3,000/3,500/4,000K		

MCR PT

Watt	1W	CRI	Ra>90
Lumen	65 lm/W	Beam angle	18°/32°/46°
Colors	2,700/3,000/3,500/4,000K		

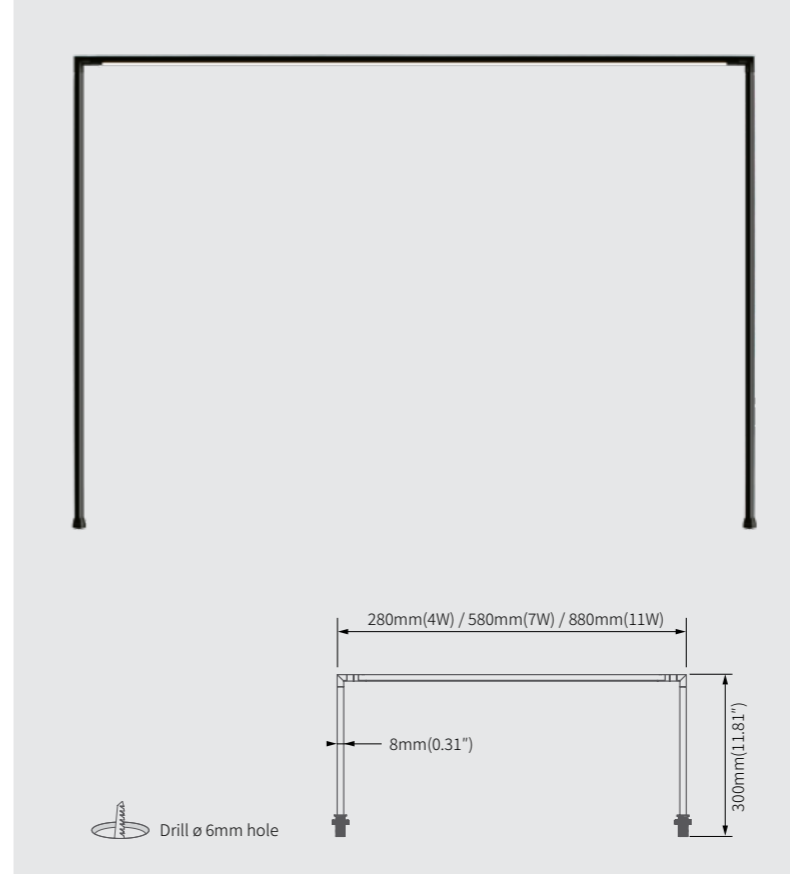
MCR SP

Watt	1W	CRI	Ra>90
Lumen	65 lm/W	Beam angle	18°/32°/46°
Colors	2,700/3,000/3,500/4,000K		

FLX Micro Showcase Arm

Micro showcase light with Rotatable Arm


Micro Arm (MCR-SA)



FLX Micro Showcase Arm (MCR-SA)

- Aluminum body with rotating top bar
- Super slim design(8mm)
- Various length available
- Miniature lighting for furniture, showcase, museum
- Rotating top bar up to 360°
- Customized Pole height available (up to 400mm)
- Lens, Diffused type available
- Dimmable

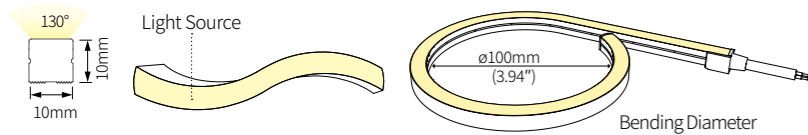
Watt	4/7/11W	CRI	Ra>90
Lumen	80 lm/W	Beam angle	110°(Diffuser type) 40°(Lens type)
Colors	2,700/3,000/3,500/4,000K		





FLXible Neon eXterior 1

High-Performance Flexible Neon for Outdoor Applications



FLXible Neon eXterior 1 (FNX1)

- Dow Chemical SILASTIC™ ET-7021 silicone material high transparency and strength
- Optimized for Outdoor Use (IP 67 Rated)
- Horizontal Bending Flexibility
- Field Cuttable(35.7mm) and flexible to have designed freedom
- Tunable white, RGB Available

Input	DC 24V	Watt	10W/m	IP Rating	IP67
Lumen	58.9 lm/W	Max run lengths	5M	CRI	Ra>90
Colors	2,700/3,000/3,500/4,000K				



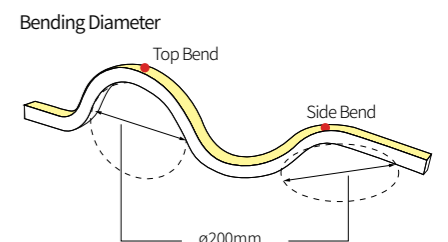
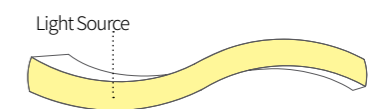
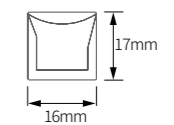
FLXible Neon eXterior 3D

Two way Bendable High power neon

FLXible Neon eXterior 3D (FNX3D)


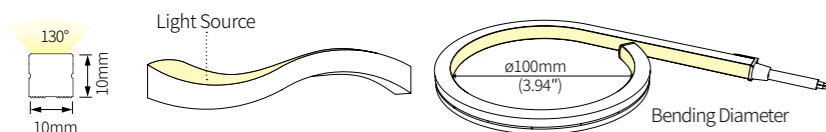
- Dow Chemical SILASTIC™ ET-7021 silicone material high transparency and strength
- Optimized for Outdoor Use (IP 67 Rated)
- Flexible LED, bending both horizontally and vertically
- Field Cut-table (50mm)
- Available in Standard Length 1, 2, 3, 4, 5 M Reels
- Tunable white, RGB, RGBW Available
- Dimmable
- Ultra Slim Design
- Close Pitch LEDs
- Seamless Spot-Free Illumination

Input	DC 24V	Watt	10W/m	IP Rating	IP67
Lumen	72 lm/W	Max run lengths	5M	CRI	Ra>90
Colors	2,700/3,000/3,500/4,000K				



FLXible Neon eXterior 2

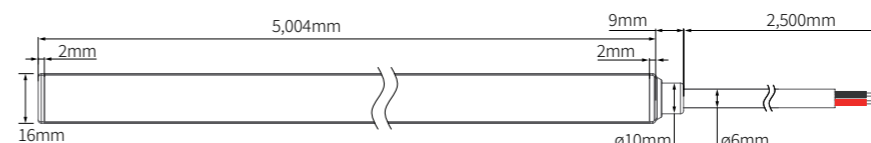
High-Performance Flexible Neon for Outdoor Applications




FLXible Neon eXterior 2 (FNX2)

- Dow Chemical SILASTIC™ ET-7021 silicone material high transparency and strength
- Optimized for Outdoor Use (IP 67 Rated)
- Vertical bending Horizontal Bending Flexibility
- Field Cuttable(50mm) and flexible to have designed freedom
- Tunable white, RGB Available


Input	DC 24V	Watt	10W/m	IP Rating	IP67
Lumen	73 lm/W	Max run lengths	5M	CRI	Ra>90
Colors	2,700/3,000/3,500/4,000K				





FLXible Neon Smooth

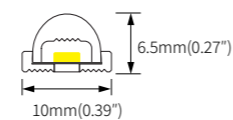
High Output Flexible LED for Various Application



FLXible Neon Smooth (FNS)

- Indoor/Outdoor Application (IP67)
- Bend Direction Vertically
- Field Cuttable (33.34mm)
- Available in Standard Lengths of 5M reels
- High Efficiency / High Output (135 lm/W)
- High CRI (CRI 90)
- Dimmable
- Ultra Slim
- Seamless Dot-Free Illumination

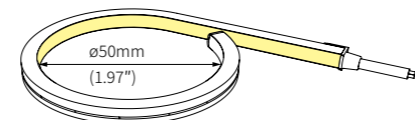
Input	DC 24V	Watt	15 W/m	IP Rating	IP67
Lumen	135 lm/W	Max run lengths	5M	CRI	Ra>90
Colors					2700/3000/3500/4000K
Beam Angle					160°



Light Source



Bending Diameter



FLXible Neon 360

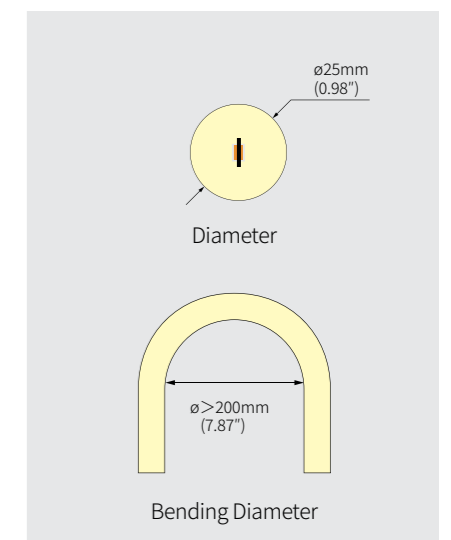
3D Flexible Luminaires For Various Application



FLXible Neon 360 (FN 360)

- 360° degree Illumination Decorative Lighting
- Bendable in any direction
- Available in Standard Lengths of 1,2,3,4,5M Reels
- Tunable, RGB, RGBW available
- Dimmable
- Side feed option available
- Architectural and interior contour lighting


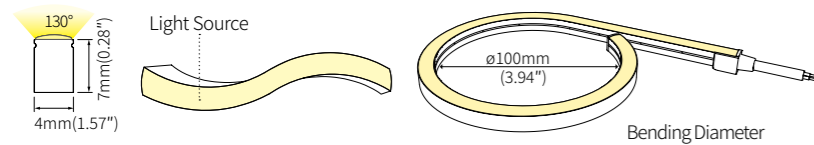
Input	DC 24V	Watt	10 W/m	IP Rating	IP65
Lumen	60 lm/W	Max run lengths	5M	CRI	Ra>90
Colors					2400/2700/3000/3500/4000K
Beam Angle					360°





FLXible Neon Narrow 1

Minimalist design for ultimate creative flexibility



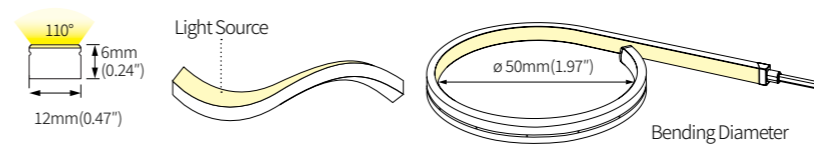
- ### FLXible Neon Narrow 1 (FNN1)
- Seamless, Dimmable, cuttable, Silicone material
 - Horizontal bending
 - Field Cuttable (33.4mm)
 - 4X7mm Ultra thin dot-free flexible luminaire
 - Ideal for Narrow space in the cabinet, shelf any other furniture

Input	DC 24V	Watt	7.7W/m	IP Rating	IP67
Lumen	57 lm/W	Max run lengths	5M	CRI	Ra>90
Colors	2700/3000/3500/4000K				



FLXible Tape Pro

High output Flexible LED Tape Pro



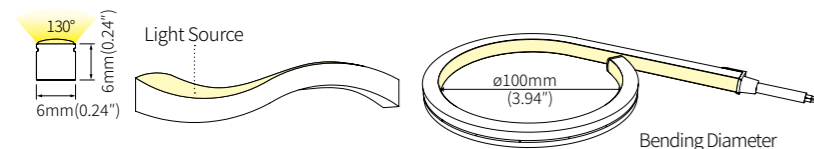
- ### FLXible Tape Pro (FTP)
- Ultra slim flexible LED, spot free, indoor and outdoor application
 - IP66 rating with UV-resistant Silicon material
 - Cuttable and flexible to have design freedom
 - Available in standard lengths of 1, 2, 3, 4, 5M reels Extrusion
 - Inpc available

Input	DC 24V	Watt	15W/m	IP Rating	IP65
Lumen	100 lm/W	Max run lengths	5M	CRI	Ra>90
Colors	2400/2700/3000/3500/4000K				



FLXible Neon Narrow 2

Minimalist design for ultimate creative flexibility



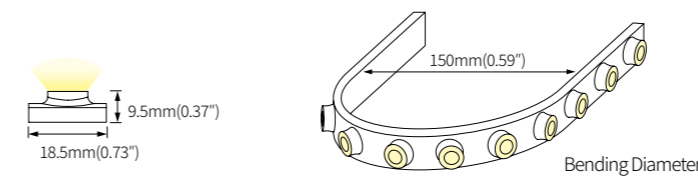
- ### FLXible Neon Narrow 2 (FNN2)
- Seamless, Dimmable, cuttable, Silicone material
 - Vertical bending
 - Field Cuttable (33.4mm)
 - 6X6mm Ultra thin dot-free flexible luminaire
 - Ideal for Narrow space in the cabinet, shelf any other furniture

Input	DC 24V	Watt	7.2W/m	IP Rating	IP65
Lumen	75 lm/W	Max run lengths	5M	CRI	Ra>90
Colors	2700/3000/3500/4000K				



FLXible Tape Tako


Flexible Luminaires with optic lens



- ### FLXible Tape Tako (FTT)
- Ultra slim flexible LED, spot free, indoor and outdoor application
 - IP67 rating with UV-resistant PU material
 - Cuttable and flexible to have design freedom

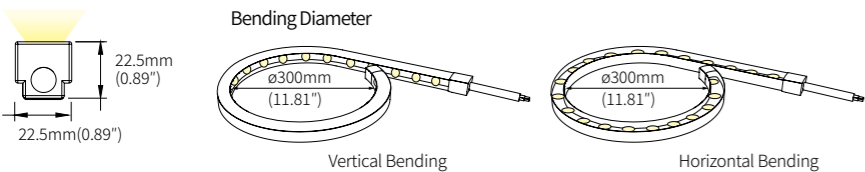

Input	DC 24V	Watt	18W/m	IP Rating	IP67
Lumen	100 lm/W	Max run lengths	5M	CRI	Ra>90
Colors	2700/3000/3500/4000K				
Beam angle	30°/45°/60°/20X45°				





FLXible Neon Lens 3D

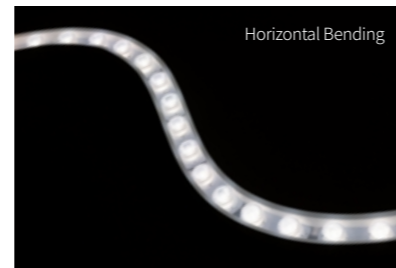

Two way Bendable High power neon with optic lens




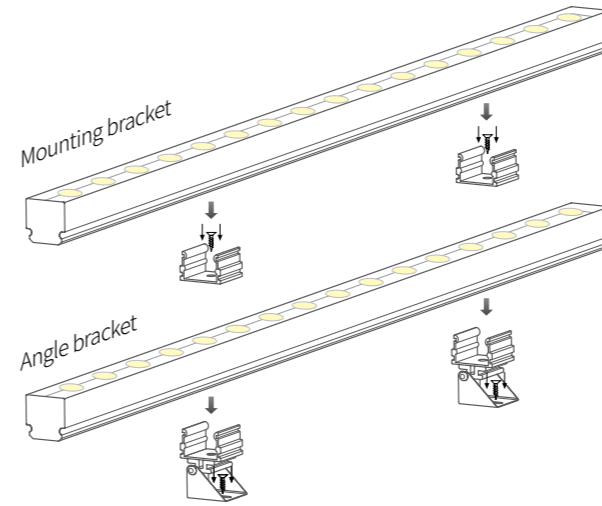
FLXible Neon Lens 3D (FNL 3D)

- Fully sealed with Silicon material(IP67)
- Flexible LED, bending both horizontally and vertically
- Field-cuttable (55.4mm)
- Tunable white, RGB Available
- Various beam angles available with optics
- Extrusion, louver, angle bracket accessory
- Bottom Feed Option Available
- Various types of extrusion available


Input	DC 24V	Watt	20 W/m	IP Rating	IP67
Lumen	80 lm/W	Max run lengths	5M	CRI	Ra>90
Colors	2700/3000/3500/4000K				
	2200K~4000K (Tunable white), RGB				
Beam angle	20°/ 35°/ 45°/ 20X40°				



Bracket installation


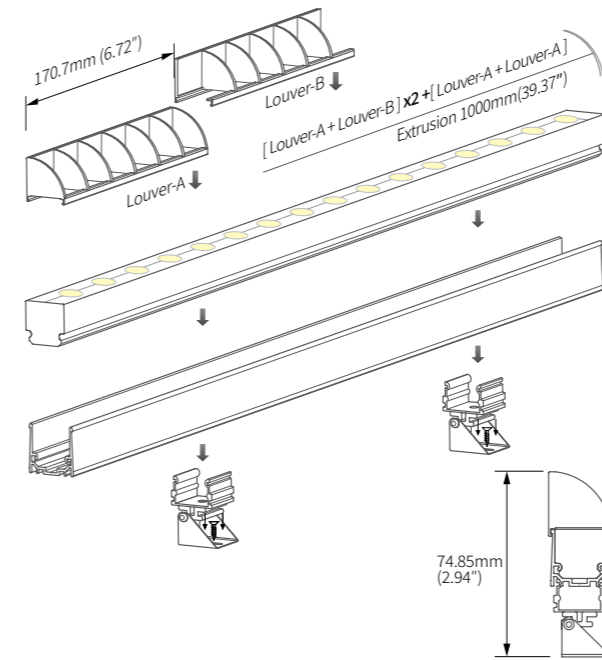


FNL 3D Mounting Bracket
__FNL 3D-BRACKET1 (1set = 4pcs)



FNL 3D Angle Bracket
__FNL 3D-BRACKET2 (1set = 4pcs)

Extrusion installation with louver and angle bracket



FNL 3D Louver Kit (6pcs-1000mm)
__FNL 3D-Louver-BK
__FNL 3D-Louver-WT
A type: 4pcs
B type: 2pcs


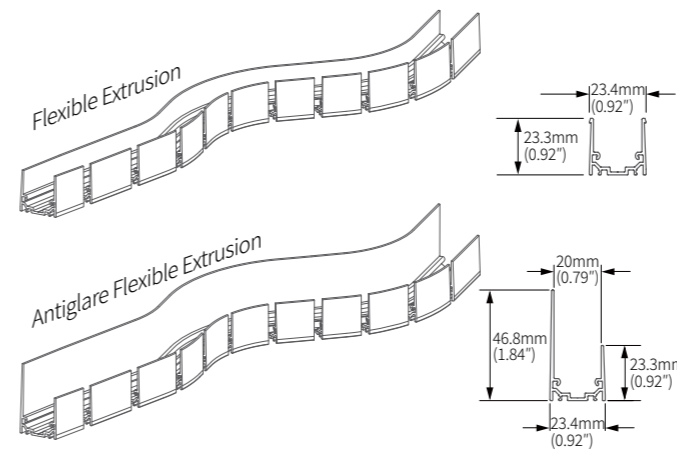


FNL 3D Extrusion
__FNL 3D-EXL (1M)




FNL 3D Angle Bracket
__FNL 3D-BRACKET2 (1set = 4pcs)

Flexible Extrusion installation



FNL 3D Flexible Extrusion
__FNL 3D-EXL-FLEX (1M)



FNL 3D Antiglare Flexible Extrusion
__FNL 3D-EXL-FLEX-AG (1M)




FTM Track System

Super slim magnetic low voltage track

- Ultra slim fixtures on easy magnetic rail system
- Adjustable beam angle by zoom function
- Available tilting up to 90°
- Safe with constant voltage DC 48V
- Various track options
- Easily extendable with direct connector
- Dimmable



17mm
(0.67")



Power Connector
_FTMOPC



Direct Connector
_FTMCPL



Flexible Connector
_FTMPTC



FTM-SS03

Input	DC 48V	Watt	3W
CRI	Ra>90	Beam angle	15°/24°
Lumen	63 lm/W	Colors	2,700/3,000/3,500/4,000K



FTM-SS05

Input	DC 48V	Watt	5W
CRI	Ra>90	Beam angle	15°/24°/36°
Lumen	76 lm/W	Colors	2,700/3,000/3,500/4,000K



FTM-SS05-ZOOM

Input	DC 48V	Watt	5W
CRI	Ra>90	Beam angle	15°~40°
Lumen	57 lm/W	Colors	2,700/3,000/3,500/4,000K



FTM-SS10

Input	DC 48V	Watt	10W
CRI	Ra>90	Beam angle	15°/24°/36°
Lumen	76 lm/W	Colors	2,700/3,000/3,500/4,000K



FTM-SS15

Input	DC 48V	Watt	15W
CRI	Ra>90	Beam angle	15°/24°/36°
Lumen	79 lm/W	Colors	2,700/3,000/3,500/4,000K



FTM-SS15-ZOOM

Input	DC 48V	Watt	15W
CRI	Ra>90	Beam angle	20°~55°
Lumen	74 lm/W	Colors	2,700/3,000/3,500/4,000K



FTM-LS20

Input	DC 48V	Watt	10W
CRI	Ra>90	Beam angle	30°
Lumen	62 lm/W	Colors	2,700/3,000/3,500/4,000K



FTM-LS20-TILT

Input	DC 48V	Watt	10W
CRI	Ra>90	Beam angle	30°
Lumen	62 lm/W	Colors	2,700/3,000/3,500/4,000K



FTM-LS30

Input	DC 48V	Watt	15W
CRI	Ra>90	Beam angle	30°
Lumen	64 lm/W	Colors	2,700/3,000/3,500/4,000K




FTM-LS30-TILT

Input	DC 48V	Watt	10W
CRI	Ra>90	Beam angle	30°
Lumen	64 lm/W	Colors	2,700/3,000/3,500/4,000K



FTM-LM20

Input	DC 48V	Watt	10W
CRI	Ra>90	Beam angle	110°
Lumen	45 lm/W	Colors	2,700/3,000/3,500/4,000K



FTM-LM20-TILT

Input	DC 48V	Watt	10W
CRI	Ra>90	Beam angle	110°
Lumen	45 lm/W	Colors	2,700/3,000/3,500/4,000K



FTM-LM30


Input	DC 48V	Watt	15W
CRI	Ra>90	Beam angle	110°
Lumen	52 lm/W	Colors	2,700/3,000/3,500/4,000K




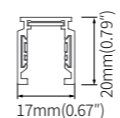
FTM-LM30-TILT

Input	DC 48V	Watt	15W
CRI	Ra>90	Beam angle	110°
Lumen	52 lm/W	Colors	2,700/3,000/3,500/4,000K

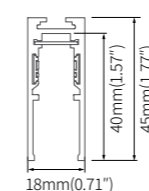
Surface track




Surface track
_FTM-TRS1




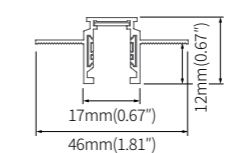
Surface track
_FTM-TRS2



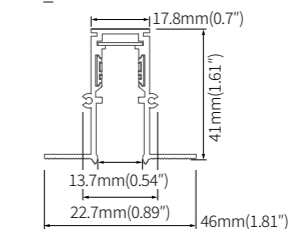
Trimless track




Trimless track
_FTM-TRT1



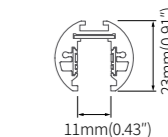
Trimless track
_FTM-TRT2



Pendant track



Round(Pendant) track
_FTM-TRP



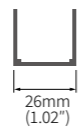




FLT Track System

Magnetic Low Voltage Track

- Various lighting fixtures on a single track
- Easily extendable with direct connector
- Safe with constant voltage DC 24V
- Available in various colors
- Easy magnetic installation



Power Connector
_FLTGPC-BK
_FLTGPC-WT



Direct Connector
(Non-conductive)
_FLTCPL-NC-BK
_FLTCPL-NC-WT



90° Connector
(Non-conductive)
_FLTCPL-90-NC-BK
_FLTCPL-90-NC-WT



Direct Connector
_FLTCPL-BK
_FLTCPL-WT



90° Connector
_FLTCPL-90-BK
_FLTCPL-90-WT



Flexible Connector
_FLTPC-FLEX-BK
_FLTPC-FLEX-WT



FLT-SS06

Input	DC 24V	Watt	6W
CRI	Ra>90	Beam angle	15°/24°/36°
Lumen	70 lm/W	Colors	2700/3000/3500/4000K



FLT-SS09

Input	DC 24V	Watt	9W
CRI	Ra>90	Beam angle	15°/24°/36°
Lumen	78 lm/W	Colors	2700/3000/3500/4000K



FLT-SS15

Input	DC 24V	Watt	15W
CRI	Ra>90	Beam angle	15°/24°/36°
Lumen	73 lm/W	Colors	2700/3000/3500/4000K



FLT-SS20

Input	DC 24V	Watt	20W
CRI	Ra>90	Beam angle	15°/24°/36°
Lumen	73 lm/W	Colors	2700/3000/3500/4000K



DOUBLE JOINT
(SS06, SS09, SS15, SS20 available)

Input	DC 24V	Watt	6 / 9 / 15 / 20W
CRI	Ra>90	Beam angle	15°/24°/36°
Lumen	70/78/73/73 lm/W	Colors	2700/3000/3500/4000K



FLT-SL06

Input	DC 24V	Watt	6W
CRI	Ra>90	Beam angle	15°/24°/36°
Lumen	70 lm/W	Colors	2700/3000/3500/4000K



FLT-SM02

Input	DC 24V	Watt	2W
CRI	Ra>90	Beam angle	15°/24°/36°
Lumen	59 lm/W	Colors	2700/3000/3500/4000K



FLT-SM12

Input	DC 24V	Watt	12W
CRI	Ra>90	Beam angle	15°/24°/36°
Lumen	85 lm/W	Colors	2700/3000/3500/4000K



FLT-LS10-L

Input	DC 24V	Watt	4W
CRI	Ra>90	Beam angle	21°/40°/52°
Lumen	84.2 lm/W	Colors	2700/3000/3500/4000K



FLT-LS30-L

Input	DC 24V	Watt	12W
CRI	Ra>90	Beam angle	21°/40°/52°
Lumen	80 lm/W	Colors	2700/3000/3500/4000K



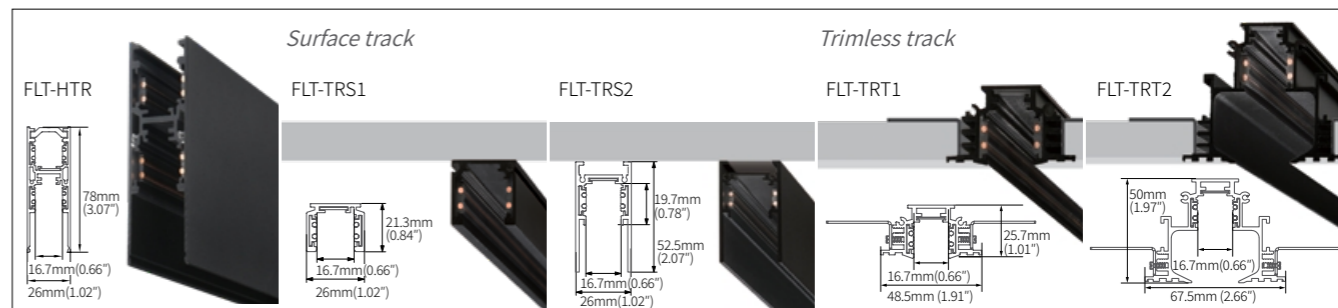
FLT-LM30

Input	DC 24V	Watt	10W
CRI	Ra>90	Beam angle	125°
Lumen	77 lm/W	Colors	2700/3000/3500/4000K



FLT-SP20
FLT-SP30

Input	DC 24V	Watt	2W
CRI	Ra>90	Beam angle	24°/36°
Lumen	53 lm/W	Colors	2700/3000/3500/4000K



Suspension Power Kit
for TRS1/ TRS2
_FLT-SK-POWER1-BK, WT
_FLT-SK-POWER2-BK, WT




Color Filter
_FLT-Filter-20/R.G.B.Y
(For SS20)
_FLT-Filter-09/R.G.B.Y
(For SS06,09,15)



Anti-Glare Hood
_FLT-Hood-20
(For SS20)
_FLT-Hood-09
(For SS06,09,15)



Suspension Bracket for
TRS1 / TRS2
_FLT-SK-BRACKET1-BK, WT
_FLT-SK-BRACKET2-BK, WT

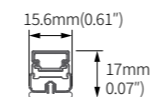


Honeycomb
_FLT-Honeycomb-20
(For SS20)
_FLT-Honeycomb-09
(For SS06,09,15)



MonoRail Pro

Display & Cove system for long runs!



MonoRail Pro (MNP)

Display and Cove Lighting for a long run lengths in low voltage systems. The Rail can light other Feelux DC products as a power track. Available in black and silver. 90+ CRI. Dimmable.

Input	DC 24V	CRI	Ra>90
Lumen	85 lm/W		
Colors	2700/3000/3500/4000/5700K		

MonoRail2

Modular Low Voltage Rail System for Flexibility and Creativity



MonoRail2 (NMP)


High-end slim linear LED with magnetic system & aluminum extrusion

Watt	3/4/8W	CRI	Ra>90
Lumen	70 lm/W		
Colors	2700/3000/3500/4000K		

MonoRail2 Spot (NMS)

Mini spotlight with magnetic system & aluminum extrusion

Watt	3W	CRI	Ra>90
Lumen	80 lm/W		
Colors	2700/3000/3500/4000K		



MonoRail Spot Pro

High Output MonoRail Spot System



MonoRail Spot Pro 1 (MRS1 PRO)

The perfect LED for showcase display, cabinet and furniture. Slide and swivel LED spotlight. Compatible and linkable with MonoRail system.

Watt	1.3W	CRI	Ra>90
Lumen	70 lm/W	Beam angle	25°/35°/50°

MonoRail Spot Pro HO 3 (MRS3 PRO)

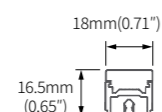
High Power version of Monorail Spot. 28°, 40°, and 50° beam angles.


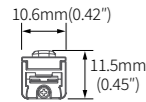
Watt	2.6W	CRI	Ra>90
Lumen	98 lm/W	Beam angle	25°/35°/50°

MonoRail Spot Pro HO 6 (MRS6 PRO)

Double joint version of Monorail Spot. 25°, 38°, and 50° beam angles.

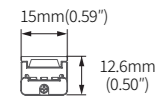
Watt	6W	CRI	Ra>90
Lumen	70 lm/W	Beam angle	25°/40°/50°





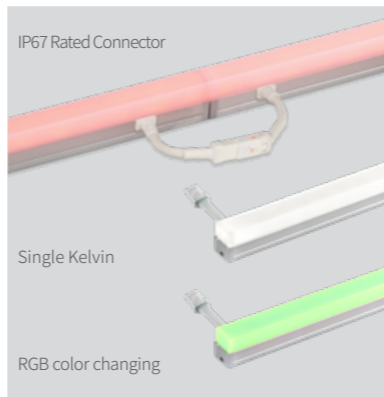
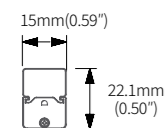
FLX Stix NDPPro (NDP)
Ultra slim profile, spot free, seamless engineered fixture with tight pitch LEDs for even surface illumination and perfected color consistency. 90+ CRI. Dimmable.

CRI	Ra>90	Watt	0.5/1/3/4/7/11/15W
Lumen	80 lm/W	Colors	2200/2700/3000/4000K
Length	100 (3.94") / 193 (7.60") / 284 (11.18")		
	564 (22.20") / 843 (33.19") / 1122 (44.17")		




FLX Stix HDPPro (HDP)
High output version of FLX Stix NDPPro where more light is needed. 90+ CRI. Dimmable.

CRI	Ra>90	Watt	3/6/12/18/24W
Lumen	80 lm/W	Colors	2200/2700/3000/4000K
Length	145 (5.71") / 285 (11.22") / 564 (22.20")		
	843 (33.19") / 1122 (44.17")		




FLX Stix ODV
Slim profile LED for exterior applications. Easy installation. IP66 Rating. Dimmable.

Input	DC 24V	IP Rating	IP66
Lumen	95 lm/W	Colors	RGB/2700/3000/4000K
Length	143 (5.63") / 283 (11.14") / 562 (22.13") / 841 (33.11")		



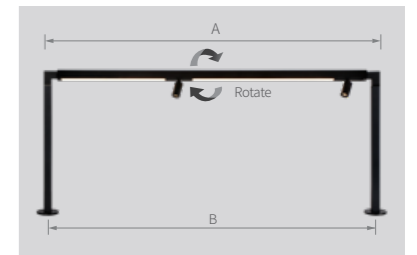
- Aluminum body with rotating light bar
- Easy assembly with FLX Stix NDPPro fixture
- Various length available
- Ideal for showcase and furniture




Lamp Power	Luminous Flux (4000K)	A	B
NDP 4W	300 lm	396.5mm (15.61")	381mm (15")
NDP 7W	570 lm	676.5mm (26.63")	661mm (26.02")
NDP 11W	860 lm	955.5mm (37.62")	940mm (37.01")
NDP 15W	1210 lm	1234.5mm (48.60")	1219mm (47.99")



- Aluminum body with rotating MonoRail Pro(MNP) and Spot(MRS)
- Easy assembly with MonoRail Pro(MNP) and Spot(MRS)
- Various length available
- Ideal for showcase and furniture

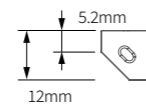


Lamp Power	Luminous Flux (4000K)	A	B
MNP 1W	113 lm	396.5mm (15.61")	381mm (15")
MNP 4W	362 lm	676.5mm (26.63")	661mm (26.02")
MNP 8W	722 lm	955.5mm (37.62")	940mm (37.01")
MRS 1W	97 lm	1234.5mm (48.60")	1219mm (47.99")
MRS 3W	246 lm		



FLX Stix NDP Pro Coner



Silm Corner linear for display lighting



FLX Stix NDP Pro Coner (NDP-C)

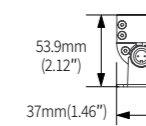
- Ultra slim Profile(12mm)
- 45° Asymmetric profile for Corner
- Seamless Spot Free Illumination
- Close Pitch LEDs
- Perfected Color Consistency
- Easy mounting with Magnet plate
- Multiple Lengths for Easy Configuration
- Dimmable

CRI	Ra>95	Watt	4.6, 7.6, 10.6, 13.6, 16.6, 22.6W
Lumen	43 lm/W	Color	2700/3000/3500/4000K
Length	465 / 764 / 1064 / 1364 / 1664 / 1964 mm		



LuxFeel Interior Line

High output Grazer with Multiple Beam Angles



LuxFeel Interior Line (LIL)

- IP 67: Water resistance and suitable for outdoor use
- Adjustable product : Various Beam angle options
- Rotatable product to be adjusted conveniently
- High color rendering
- Various length available
- Indoor & Outdoor Application
- Versatile: Fitting shop, Hotel, Facades

Input	DC 24V	Watt	12/24/36/48W
IP Rating	IP67	Lumen	80 lm/W
CRI	Ra>90	Colors	3000/4000K
Beam angle	10X60° / 30° / 40°		
Length	300 (11.81") / 600 (23.62") / 900 (35.43") / 1200 (7.24")mm		



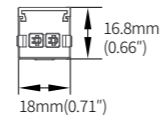


Linear perfection with Slimlamp Slid= LED

- Easy slide connection system
- Slim design with seamless lighting
- Dimmable
- Round Diffuser (Square also available)
- Slide-Up Replacing System

FLX Stix NDFree

Slim, Simple, Safe, Fast Integral Driver



FLX Stix NDFree (NDF)

- Easy and Quick Snap Connection
- LED Driver is integral
- Innovative Slim design
- Line Voltage Phase Dimming
- Seamless and Spot Free

CRI	Ra>90	Watt	3, 5, 10, 15, 20W
Lumen 90 lm/W	Color	2700/3000/3500/4000K	
Length	156 (6.14")/291.5 (11.48")/569.5 (22.42") / 848 (33.39")/1126 (44.33") mm		


Wide voltage range
(AC 110V, 220-240V, 277V)



Flicker-free



Phase dimming



SlimLamp Slid=

LED for Cove, Contour and Cabinet.

SSL Specification

- Voltage : AC 100-277V
- Lumen : 100lm/W
- Wattage : 3W/5W/10W/15W/20W/25W
- Colors : 2700K/3000K/3500K/4000K/5700K
- CRI>90
- IP20
- Max connection: 400W(12.60")
- Length: 150mm(5.91")/320mm (12.60")/580mm (22.83")/870mm (34.25")/1160mm (45.67")/1450mm (57.09")

VSSL Specification


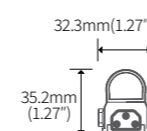
- Dimming: 0-10V
- Tunable version available
- Voltage : AC 100-277V
- Lumen : 85lm/W
- Wattage : 5W/10W/15W/20W
- Colors : 2700K/3000K/3500K/4000K/5700K
- CRI>90
- IP20
- Max connection: 400W
- Length: 150mm(5.91")/320mm (12.60")/580mm (22.83")/870mm (34.25")/1160mm (45.67")/1450mm (57.09")



SlimLamp Slid= (SSL)



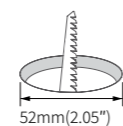
SlimLamp Slid= V (VSSL)





FLX SPOT DVP

Versatile Mini LED Spotlight



FLX Spot DVP

- With constant voltage DC 24V driver
- Mini spotlight with various beam angle
- Dimmable with available accessories
- Available in black and white
- Special option : silver and gold

CRI	Ra>90	Watt	3W
Lumen	98 lm/W		
Colors	2700/3000/3500/4000K		
Beam Angle	28° / 40° / 50°		

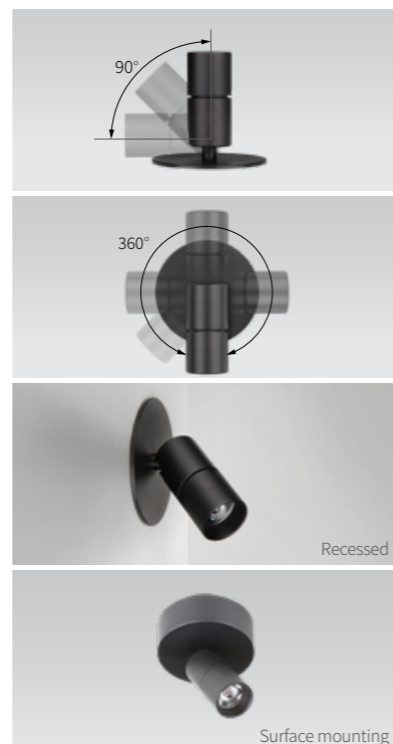
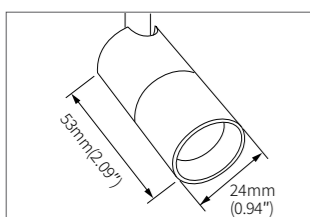
Round plate



Square plate

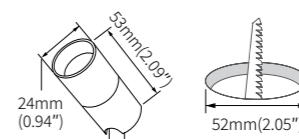


Special Order Options



FLX SPOT DVP POLE


Versatile Mini LED Spotlight



FLX Spot DVP POLE

- With constant voltage DC 24V driver
- Mini Spotlight Pole with various beam angle
- Dimmable with available accessories
- Available in black and white
- Special option : silver and gold

CRI	Ra>90	Watt	3W
Lumen	98 lm/W		
Colors	2700/3000/3500/4000K		
Beam Angle	28° / 40° / 50°		



★ Linkable between FLX Spot DVP (POLE) and FLX Spot DVP (POLE) (Max. 10 units connectable)



Dim to Warm system

Dim to Warm, Tunable White, 0-10V/1-10V 2CH dimming



- Slim interface with multiple functions
- Dim to warm mode
- Tunable white mode
- Quick mode change with a function switch
- Dip Switch to select 0-10V and 1-10V mode
- 1CH 100W, Total 2CH, 200W



FDD-L20



FLX Spot DVS Swivel Dual

FLXible Neon 2 Dual (FN2)

FLXible Neon 1 Dual (FN1)

FLX Stix DDP Pro (DDP)

FDD-L2B Bluetooth - PWM CASAMBI 2CH dimming interface

- LED Lighting Interface
- Bluetooth-controllable
- Dim to warm mode
- Tunable white mode

INPUT

- Voltage : DC 24V~48V
- Current : Max 8.3A
- Input Signal : Bluetooth

OUTPUT

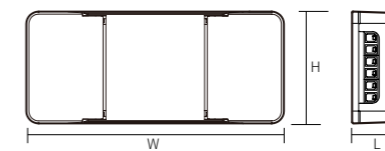
- Voltage : DC 24V~48V
- Power : Max 200W/24V (Max 100W Per Channel) Max 400W/48V (Max 200W Per Channel)
- Current : Max 8.3A (Max 4.15A Per Channel)
- Output Signal : PWM

RADIO TRANSCEIVER

- Operating frequencies : 2400 - 2480GHz
- Maximum Output Power : 8dBm

OTHER

- Length(L) : 20mm
- Width(W) : 108mm
- Height(H) : 47mm
- Weight : 60g
- Operating Temperature : 0 to 50°C



CONTROL

- CASAMBI App
- The Casambi App can be downloaded free of charge from the Apple App Store and Google Play Store.



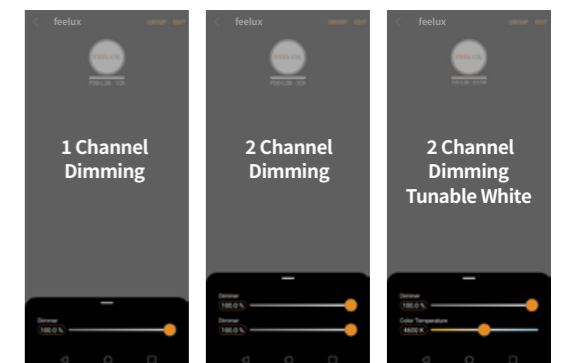
Casambi App



Bluetooth



Casambi module



KH FEELUX Co., Ltd. www.feelux.com

235-48 Gwangjeok-Ro Gwangjeok-Myeon Yangju-Si Gyeonggi-Do Korea Tel: +82.70.7780.8200



FEELUX