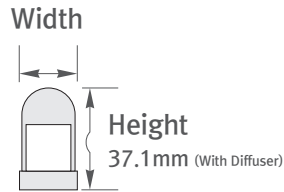
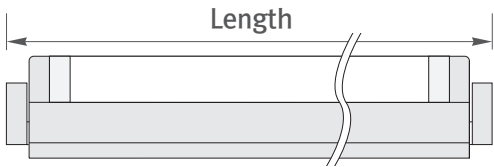


## Dimensions



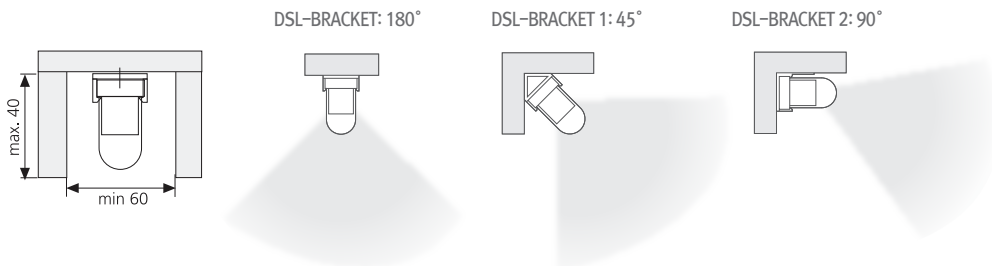
Model No.	Lamp power (Watt)	Length (mm)	Width (mm)	Height (mm)
DSL14A4B23NN/T	14W	595	24.2	35.6
DSL21A4B23NN/T	21W	895	24.2	35.6
DSL28A4B23NN/T	28W	1195	24.2	35.6
DSL35A4B23NN/T	35W	1495	24.2	35.6

## Specification

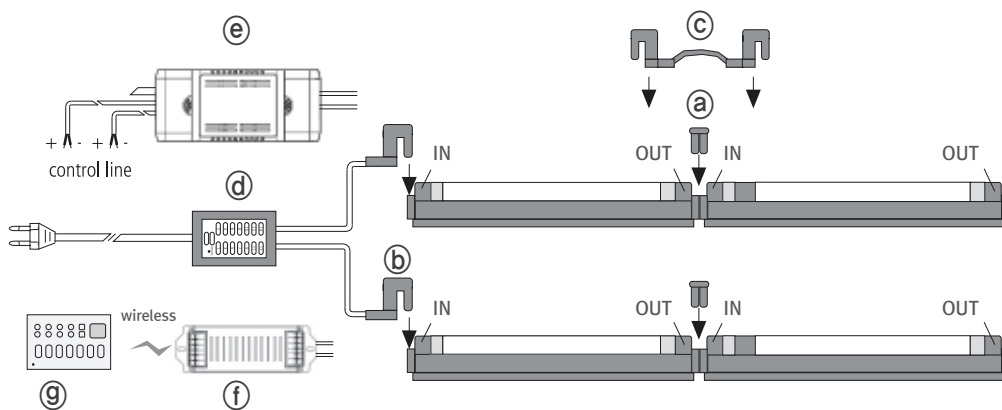
Frequency range	50/60Hz
Voltage	100-130V/220-240V
Power factor	>97%(max.intensity) >70%(min.intensity)
Operation temperature	10-45
Class of protection	II
Diameter	16mm (T5)
Degree of protection	IP20



## Mounting



## Connection



## Accessories



**a** DSLCAP/T  
direct connecting cap



**b** DSLOPC230/T  
powercord 1800mm (6 feet)  
for TC-S1 or TC-S2



**c** DLPTC/T connecting cable 150mm (6inch)  
DLPTC1/T connecting cable 300mm (1 feet)  
DLPTC2/T connecting cable 600mm (2 feet)  
DLPTC4/T connecting cable 1200mm (4 feet)  
DLPTC6/T connecting cable 1800mm (6 feet)



**d** TC-S1  
control brightness only  
TC-S2  
control brightness & kelvin



**e** DA02V10  
0-10V/1-10V TO PWM translator



**f** DA02Z  
decoder



**g** FLS-2  
wireless control