

FEELUX

FLX Spot DVS Swivel

LED for Kitchen cabinet, Displays & Furniture

Super Slim Swivel LED Spotlight



Product Features

- Linkable together with FLX series
- Single 4W diode eliminates multiple shadows
- Virtually no heat emission and no UV radiation
- Available in silver, bronze, white, black
- To be used with constant voltage DC 24V driver
- Dimmable with available accessories

Specification

- Voltage : DC 24V
- Operating temperature : 0~45° C
- Lamp life : 50,000hrs / 70%
- Available color : 3000K, 4000K, 6000K
- Color rendering : Ra>85
- Energy efficiency : 80 lm/W
- Degree of protection : IP20
- Beam Angle : 60°
- Total energy consumption of 4.2W



Various color

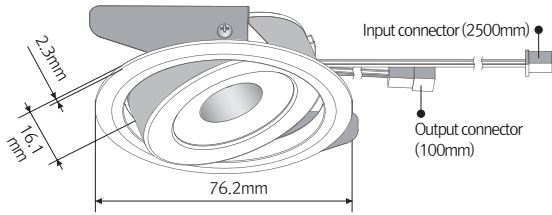


Swivels and tilts 20°

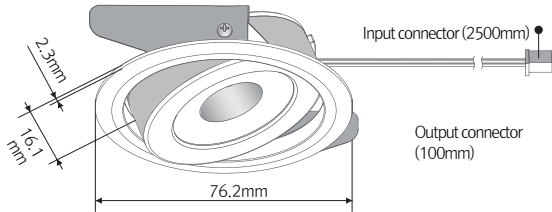


Dimension

Type A (Linkable)



Type B (End unit)



Max. connection of linked fixtures

- FLX Spot DVS Swivel : Max 7pcs in a row
- LED Driver

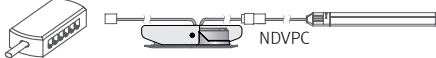
Model Name	Max. units for Led driver			
	24V/15W	24V/30W	24V/75W	24V/200W
DVS4A 40K-24V-SW	3	7	17	47
DVS4B 40K-24V-SW	3	7	17	47

Installation

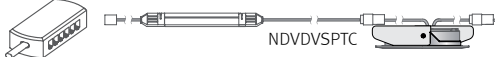
Linkable between FLX Spot DVS Swivel & FLX Spot DVS Swivel (Type A)



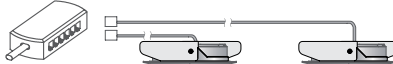
Linkable between FLX Spot DVS Swivel & FLX series (Type A)



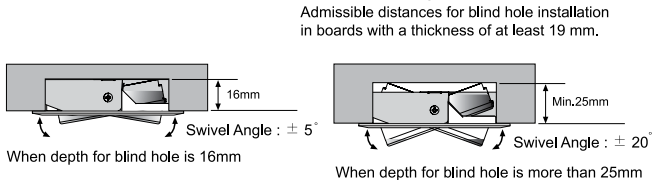
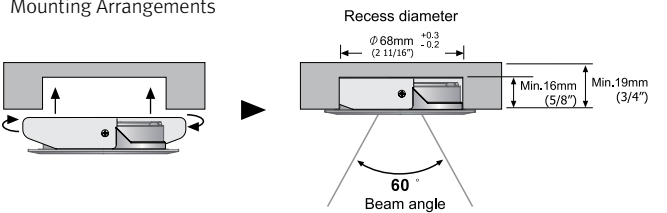
Linkable between FLX series & FLX Spot DVS Swivel (Type A)




End Unit (Type B)



Mounting Arrangements



Accessories



Ⓐ FLX Spot DVS Swivel linkable type

White	Black	Bronze	Silver
DVS4A 40K-24V-SW-WT	DVS4A 40K-24V-SW-BK	DVS4A 40K-24V-SW-BZ	DVS4A 40K-24V-SW-SV




Ⓑ FLX Spot DVS Swivel end unit type

White	Black	Bronze	Silver
DVS4B 40K-24V-SW-WT	DVS4B 40K-24V-SW-BK	DVS4B 40K-24V-SW-BZ	DVS4B 40K-24V-SW-SV



Ⓒ Extension cable : DVSPTC (2500mm)
Between FLX Spot DVS Swivel & FLX Spot DVS Swivel or 6 way distributor



Ⓓ Connecting cable : NDVDVSPTC (1000mm)
Between FLX Spot DVS Swivel & FLX Stix NDV



Ⓔ Connecting cable : NDVPC (2500mm)
Between FLX Stix NDV & FLX Spot DVS Swivel



Ⓕ LED Driver with 6way distributor

Part No	FLC15-24V/T	FLC30-24V/T	FLC75-24V/ T
Capacity	15W 24V	30W 24V	75W 24V



Ⓖ LED Driver : FLC200-24V/T (200W 24V)
LED Driver With 6way distributor



Ⓗ Dimming Interface (1-10V) : FDC-L10
Max. 100W (100W/CH, 1CH)



Ⓘ Dimming Interface(0-10/1-10,DMX512)
FDA-L2M0 : Max. 200W (100W/CH, 2CH)
FDA-L5M : Max. 200W (100W/CH, 5CH)



Ⓙ Door and motion detection sensor : FLS-M24V
Voltage : DC 24V



Ⓚ Human-body detection sensor : FLS-P24V
Voltage : DC 24V