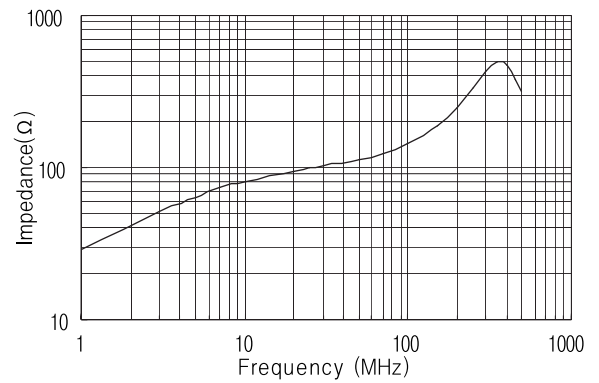
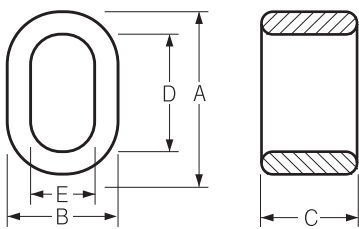


EMI Core_SR, Tile Cores
SR CORES

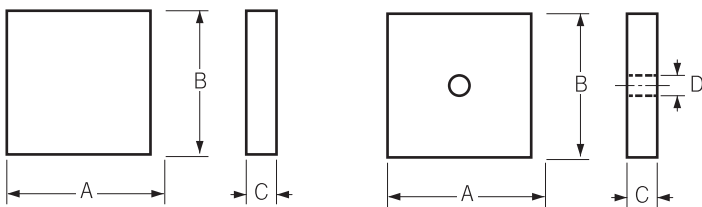
Impedance vs. Frequency Characteristics.

SR39-26



Type	Dimensions(mm)					Impedance (Ω, 1 turn)		
	A	B	C	D	E	10MHz	25MHz	100MHz
SR39-26	38.5±0.75	26.0±0.6	28.6±0.7	26.5±0.75	12.95±0.25	82	99	144

EMI Core_SR, Tile Cores
TILE CORES



Type	Fig No.	Dimensions(mm)			
		A	B	C	D
TILE 100-6	1	100.0±0.5	100.0±0.5	6.0±0.5	
TILE 100-10	1	100.0±0.5	100.0±0.5	10.0±0.5	
TILE 100-6H	2	100.0±0.5	100.0±0.5	6.0±0.5	4.72±0.3
TILE 100-10H	2	100.0±0.5	100.0±0.5	10.0±0.5	4.72±0.3